

Contents

HIGHLIGHTS OF PRESCRIBING INFORMATION	1
FULL PRESCRIBING INFORMATION: CONTENTS*	2
FULL PRESCRIBING INFORMATION	3
1 INDICATIONS AND USAGE	3
2 DOSAGE AND ADMINISTRATION	3
2.1 Preparation for Administration	3
2.2 Laboratory Monitoring for Efficacy and Safety	3
2.3 Therapeutic Anticoagulant Effect with Full-Dose Heparin Sodium	4
2.4 Cardiovascular Surgery	4
2.5 Low-Dose Prophylaxis of Postoperative Thromboembolism	4
2.6 Blood Transfusion	4
2.7 Converting to Warfarin	5
2.8 Converting to Oral Anticoagulants other than Warfarin	5
2.9 Extracorporeal Dialysis	5
2.10 Administration Technique	5
3 DOSAGE FORMS AND STRENGTHS	6
4 CONTRAINDICATIONS	6
5 WARNINGS AND PRECAUTIONS	6
5.1 Fatal Medication Errors	6
5.2 Hemorrhage	7
5.3 Heparin Sodium-Induced Thrombocytopenia and Heparin Sodium-Induced Thrombocytopenia and Thrombosis	7
5.5 Thrombocytopenia	7
5.6 Coagulation Testing and Monitoring	8
5.7 Heparin Sodium Resistance	8
5.8 Hypersensitivity	8
6 ADVERSE REACTIONS	8
6.1 Postmarketing Experience	8
7 DRUG INTERACTIONS	9
7.1 Oral Anticoagulants	9
7.2 Platelet Inhibitors	9
7.3 Other Interactions	9
8 USE IN SPECIFIC POPULATIONS	9
8.1 Pregnancy	9
8.2 Lactation	10

8.4 Pediatric Use	10
8.5 Geriatric Use	10
10 OVERDOSAGE	10
11 DESCRIPTION	11
12 CLINICAL PHARMACOLOGY	11
12.1 Mechanism of Action	11
12.2 Pharmacodynamics	12
12.3 Pharmacokinetics	12
13 NONCLINICAL TOXICOLOGY	12
13.1 Carcinogenesis, Mutagenesis, Impairment of Fertility	12
16 HOW SUPPLIED/STORAGE AND HANDLING	12
17 PATIENT COUNSELING INFORMATION	13

HIGHLIGHTS OF PRESCRIBING INFORMATION

These highlights do not include all the information needed to use HEPARIN SODIUM INJECTION safely and effectively. See full prescribing information for HEPARIN SODIUM INJECTION.

HEPARIN SODIUM injection, for intravenous or subcutaneous use

Initial U.S. Approval: 1939

INDICATIONS AND USAGE

Heparin Sodium Injection is an anticoagulant indicated for (1)

- Prophylaxis and treatment of venous thrombosis and pulmonary embolism
- Prevention of postoperative deep venous thrombosis and pulmonary embolism in patients undergoing major abdominothoracic surgery or who, for other reasons, are at risk of developing thromboembolic disease
- Atrial fibrillation with embolization
- Treatment of acute and chronic consumptive coagulopathies (disseminated intravascular coagulation)
- Prevention of clotting in arterial and cardiac surgery
- Prophylaxis and treatment of peripheral arterial embolism
- Use as an anticoagulant in blood transfusions, extracorporeal circulation, and dialysis procedures

DOSAGE AND ADMINISTRATION

Recommended Adult Dosages:

- Therapeutic Anticoagulant Effect with Full-Dose Heparin Sodium† (2.3)

Deep Subcutaneous (Intrafat) Injection <i>Use a different site for each injection</i>	Initial Dose	5,000 units by intravenous injection, followed by 10,000 units to 20,000 units of a concentrated solution, subcutaneously
	Every 8 hours or	8,000 units to 10,000 units of a concentrated solution
	Every 12 hours	15,000 units to 20,000 units of a concentrated solution
Intermittent Intravenous Injection	Initial dose	10,000 units, either undiluted or in 50 mL to 100 mL of 0.9% Sodium Chloride Injection, USP by intravenous injection
	Every 4 to 6 hours	5,000 units to 10,000 units, either undiluted or in 50 mL to 100 mL of 0.9% Sodium Chloride Injection, USP
Intravenous Infusion	Initial dose	5,000 units by intravenous injection
	Continuous	20,000 units/24 hours to 40,000 units/24 hours in 1,000 mL of 0.9% Sodium Chloride Injection, USP (or in any compatible solution) for infusion

† Based on 68 kg patient. Adjust dose based on laboratory monitoring.

DOSAGE FORMS AND STRENGTHS

Injection: 5,000 USP units per 0.5 mL (10,000 USP units per mL) preservative-free clear solution in prefilled single-dose syringe (3)

CONTRAINDICATIONS

- Severe thrombocytopenia (4)
- When suitable blood coagulation tests, e.g., the whole blood clotting time, partial thromboplastin time, etc., cannot be performed at appropriate intervals (4)
- An uncontrolled active bleeding state, except when this is due to disseminated intravascular coagulation (4)

WARNINGS AND PRECAUTIONS

- Fatal Medication Errors: Confirm choice of correct strength prior to administration (5.1)
- Hemorrhage: Fatal cases have occurred. Use caution in conditions with increased risk of hemorrhage (5.2)
- HIT and HITT: Monitor for signs and symptoms and discontinue if indicative of HIT and HITT (5.3)
- Monitoring: Blood coagulation tests guide therapy for full-dose heparin sodium
- Monitor platelet count and hematocrit in all patients receiving heparin sodium (5.6, 5.7)

ADVERSE REACTIONS

Most common adverse reactions are hemorrhage, thrombocytopenia, HIT and HITT, injection site irritation, general hypersensitivity reactions, and elevations of aminotransferase levels. (6.1)

To report SUSPECTED ADVERSE REACTIONS, contact Meitheal Pharmaceuticals Inc. at 1-844-824-8426 or FDA at 1-800-FDA-1088 or www.fda.gov/medwatch.

DRUG INTERACTIONS

Drugs that interfere with platelet aggregation: May induce bleeding (7.2)

USE IN SPECIFIC POPULATIONS

- Pregnancy: Limited human data in pregnant women. (8.1)
- Lactation: Advise females not to breastfeed. (8.2)
- Geriatric Use: A higher incidence of bleeding reported in patients, particularly women, over 60 years of age. (8.5)

See 17 for PATIENT COUNSELING INFORMATION.

Revised: 06/2020

FULL PRESCRIBING INFORMATION: CONTENTS*

1 INDICATIONS AND USAGE

2 DOSAGE AND ADMINISTRATION

- 2.1 Preparation for Administration
- 2.2 Laboratory Monitoring for Efficacy and Safety
- 2.3 Therapeutic Anticoagulant Effect with Full-Dose Heparin Sodium
- 2.4 Cardiovascular Surgery
- 2.5 Low-Dose Prophylaxis of Postoperative Thromboembolism
- 2.6 Blood Transfusion
- 2.7 Converting to Warfarin
- 2.8 Converting to Oral Anticoagulants other than Warfarin
- 2.9 Extracorporeal Dialysis
- 2.10 Administration Technique

3 DOSAGE FORMS AND STRENGTHS

4 CONTRAINDICATIONS

5 WARNINGS AND PRECAUTIONS

- 5.1 Fatal Medication Errors
- 5.2 Hemorrhage
- 5.3 Heparin Sodium-Induced Thrombocytopenia and Heparin Sodium-Induced Thrombocytopenia and Thrombosis
- 5.5 Thrombocytopenia
- 5.6 Coagulation Testing and Monitoring
- 5.7 Heparin Sodium Resistance
- 5.8 Hypersensitivity

6 ADVERSE REACTIONS

- 6.1 Postmarketing Experience

7 DRUG INTERACTIONS

- 7.1 Oral Anticoagulants
- 7.2 Platelet Inhibitors
- 7.3 Other Interactions

8 USE IN SPECIFIC POPULATIONS

- 8.1 Pregnancy
- 8.2 Lactation
- 8.4 Pediatric Use
- 8.5 Geriatric Use

10 OVERDOSAGE

11 DESCRIPTION

12 CLINICAL PHARMACOLOGY

- 12.1 Mechanism of Action
- 12.2 Pharmacodynamics
- 12.3 Pharmacokinetics

13 NONCLINICAL TOXICOLOGY

- 13.1 Carcinogenesis, Mutagenesis, Impairment of Fertility

16 HOW SUPPLIED/STORAGE AND HANDLING

17 PATIENT COUNSELING INFORMATION

* Sections or subsections omitted from the full prescribing information are not listed.

FULL PRESCRIBING INFORMATION

1 INDICATIONS AND USAGE

Heparin Sodium Injection is indicated for:

- Prophylaxis and treatment of venous thrombosis and pulmonary embolism;
- Prevention of postoperative deep venous thrombosis and pulmonary embolism in patients undergoing major abdominothoracic surgery or who, for other reasons, are at risk of developing thromboembolic disease;
- Atrial fibrillation with embolization;
- Treatment of acute and chronic consumptive coagulopathies (disseminated intravascular coagulation);
- Prevention of clotting in arterial and cardiac surgery;
- Prophylaxis and treatment of peripheral arterial embolism.
- Anticoagulant use in blood transfusions, extracorporeal circulation, and dialysis procedures.

2 DOSAGE AND ADMINISTRATION

2.1 Preparation for Administration

Confirm the choice of the correct heparin sodium injection syringe to ensure that the 1 mL syringe is not confused with a “catheter lock flush” syringe or other 1 mL syringe of incorrect strength [see *Warnings and Precautions* (5.1)]. Confirm the selection of the correct formulation and strength prior to administration of the drug.

When heparin sodium is added to an infusion solution for continuous intravenous administration, invert the container repeatedly to ensure adequate mixing and prevent pooling of the heparin sodium in the solution. Visually inspect parenteral drug products for particulate matter and discoloration prior to administration, whenever solution and container permit. Use only if solution is clear and the seal is intact. Do not use if solution is discolored or contains a precipitate.

Administer heparin sodium injection by intermittent intravenous injection, intravenous infusion, or deep subcutaneous (intrafat, i.e., above the iliac crest or abdominal fat layer) injection. Do not administer heparin sodium injection by intramuscular injection because of the risk of hematoma at the injection site [see *Adverse Reactions* (6)].

2.2 Laboratory Monitoring for Efficacy and Safety

Adjust the dosage of heparin sodium injection according to the patient's coagulation test results. Dosage is considered adequate when the activated partial thromboplastin time (aPTT) is 1.5 to 2 times normal or when the whole blood clotting time is elevated approximately 2.5 to 3 times the control value. When initiating treatment with heparin sodium injection by continuous intravenous infusion, determine the coagulation status (aPTT, INR, platelet count) at baseline and continue to follow aPTT approximately every 4 hours and then at appropriate intervals thereafter. When the drug is administered intermittently by intravenous injection, perform coagulation tests before each injection during the initiation of treatment and at appropriate intervals thereafter. After deep subcutaneous (intrafat) injections, tests for adequacy of dosage are best performed on samples drawn 4 to 6 hours after the injection.

Periodically monitor platelet counts and hematocrits during the entire course of heparin sodium therapy, regardless of the route of administration.

2.3 Therapeutic Anticoagulant Effect with Full-Dose Heparin Sodium

The dosing recommendations in Table 1 are based on clinical experience. Although dosages must be adjusted for the individual patient according to the results of suitable laboratory tests, the following dosage schedules may be used as guidelines:

Table 1: Recommended Adult Full-Dose Heparin Sodium Regimens for Therapeutic Anticoagulant Effect

METHOD OF ADMINISTRATION	FREQUENCY	RECOMMENDED DOSE [based on 68 kg patient]
Deep Subcutaneous (Intrafat) Injection A different site should be used for each injection to prevent development of massive hematoma	Initial Dose	5,000 units by intravenous injection, followed by 10,000 units to 20,000 units of a concentrated solution, subcutaneously
	Every 8 hours Or Every 12 hours	8,000 units to 10,000 units of a concentrated solution 15,000 units to 20,000 units of a concentrated solution
	Intermittent Intravenous Injection	Initial Dose Every 4 to 6 hours
Intravenous Infusion	Initial Dose	5,000 units by intravenous injection
	Continuous	20,000 units/24 hours to 40,000 units/24 hours in 1,000 mL of 0.9% Sodium Chloride Injection, USP (or in any compatible solution) for infusion

2.4 Cardiovascular Surgery

Patients undergoing total body perfusion for open-heart surgery should receive an initial dose of not less than 150 units of heparin sodium per kilogram of body weight. Frequently, a dose of 300 units per kilogram is used for procedures estimated to last less than 60 minutes, or 400 units per kilogram for those estimated to last longer than 60 minutes.

2.5 Low-Dose Prophylaxis of Postoperative Thromboembolism

The most widely used dosage has been 5,000 units 2 hours before surgery and 5,000 units every 8 to 12 hours thereafter for 7 days or until the patient is fully ambulatory, whichever is longer. Administer the heparin sodium by deep subcutaneous (intrafat, i.e., above the iliac crest or abdominal fat layer, arm, or thigh) injection with a fine (25- to 27-gauge) needle to minimize tissue trauma.

2.6 Blood Transfusion

Add 450 USP units to 600 USP units of heparin sodium per 100 mL of whole blood to prevent coagulation. Usually, 7,500 USP units of heparin sodium are added to 100 mL of 0.9% Sodium Chloride Injection, USP (or 75,000 USP units per 1,000 mL of 0.9% Sodium Chloride Injection, USP) and mixed; from this sterile solution, 6 mL to 8 mL are added per 100 mL of whole blood.

2.7 Converting to Warfarin

To ensure continuous anticoagulation when converting from heparin sodium injection to warfarin, continue full heparin sodium therapy for several days until the INR (prothrombin time) has reached a stable therapeutic range. Heparin sodium therapy may then be discontinued without tapering [see *Drug Interactions (7.1)*].

2.8 Converting to Oral Anticoagulants other than Warfarin

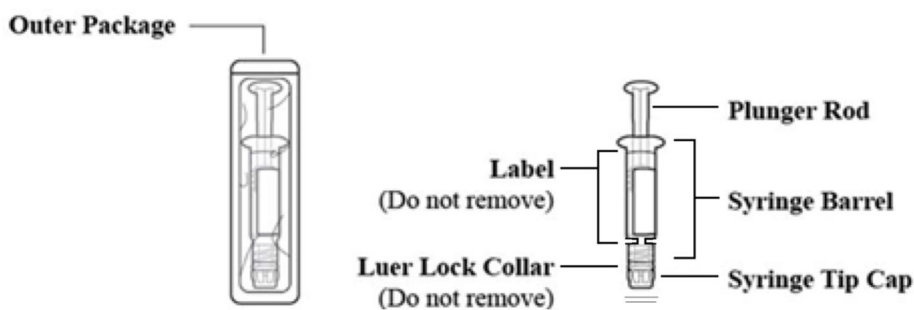
For patients currently receiving intravenous heparin sodium, stop intravenous infusion of heparin sodium immediately after administering the first dose of oral anticoagulant; or for intermittent intravenous administration of heparin sodium, start oral anticoagulant 0 to 2 hours before the time that the next dose of heparin sodium injection was to have been administered.

2.9 Extracorporeal Dialysis

Follow equipment manufacturers' operating directions carefully. A dose of 25 units/kg to 30 units/kg followed by an infusion rate of 1,500 units/hour to 2,000 units/hour is suggested based on pharmacodynamic data if specific manufacturers' recommendations are not available.

2.10 Administration Technique

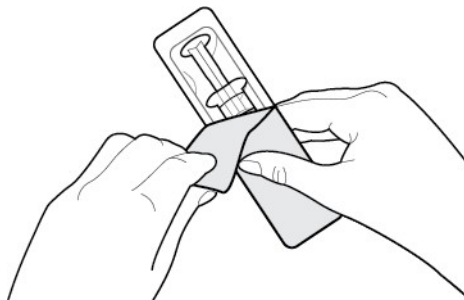
Figure 1: Outer Packaging and Prefilled Syringe



NOTES:

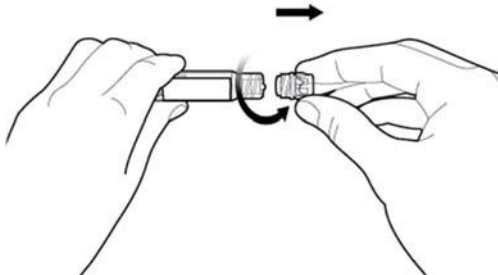
- Do not introduce any other fluid into the syringe at any time.
 - Do not dilute for intravenous push.
 - Do not re-sterilize the syringe.
 - Do not use this product on a sterile field.
 - This product is for single dose only.
1. Inspect the outer packaging (blister pack) to confirm the integrity of the packaging. Do not use if the blister pack or the prefilled syringe has been damaged.
 2. Remove the syringe from the outer packaging. (See Figure 2)

Figure 2



3. Visually inspect the syringe. Parenteral drug products should be inspected visually for particulate matter and discoloration prior to administration, whenever solution and container permit.
4. Twist off the syringe tip cap. (See Figure 3)

Figure 3



5. Expel air bubble(s). Adjust the dose (if applicable).
6. Administer the dose ensuring that pressure is maintained on the plunger rod during the entire administration.
7. Discard the syringe into the appropriate receptacle.

3 DOSAGE FORMS AND STRENGTHS

Heparin Sodium Injection, USP is available as:

- Injection: 5,000 USP units per 0.5 mL (10,000 USP units per mL) preservative-free clear solution in a prefilled single-dose syringe.

4 CONTRAINDICATIONS

The use of heparin sodium is contraindicated in patients with the following conditions:

- History of heparin sodium-induced thrombocytopenia and heparin sodium-induced thrombocytopenia and thrombosis [see *Warnings and Precautions* (5.3)];
- Known hypersensitivity to heparin sodium or pork products (e.g., anaphylactoid reactions) [see *Adverse Reactions* (6.1)]
- In whom suitable blood coagulation tests, e.g., the whole blood clotting time, partial thromboplastin time, etc., cannot be performed at appropriate intervals (this contraindication refers to full-dose heparin sodium; there is usually no need to monitor coagulation parameters in patients receiving low-dose heparin sodium);
- An uncontrolled active bleeding state [see *Warnings and Precautions* (5.5)], except when this is due to disseminated intravascular coagulation.

5 WARNINGS AND PRECAUTIONS

5.1 Fatal Medication Errors

Do not use heparin sodium injection as a “catheter lock flush” product. Heparin sodium injection is supplied in syringes containing a highly concentrated solution of 10,000 units in 1 mL (5,000 units per 0.5 mL). Fatal hemorrhages have occurred in pediatric patients due to medication errors in which 1 mL heparin sodium injection vials were confused with 1 mL “catheter lock flush” vials. Carefully examine all heparin sodium injection syringes to confirm the correct syringe choice prior to administration of the drug.

5.2 Hemorrhage

Avoid using heparin sodium in the presence of major bleeding, except when the benefits of heparin sodium therapy outweigh the potential risks.

Hemorrhage can occur at virtually any site in patients receiving heparin sodium. Fatal hemorrhages have occurred. Adrenal hemorrhage (with resultant acute adrenal insufficiency), ovarian hemorrhage, and retroperitoneal hemorrhage have occurred during anticoagulant therapy with heparin sodium [see *Adverse Reactions* (6.1)]. A higher incidence of bleeding has been reported in patients, particularly women, over 60 years of age [see *Clinical Pharmacology* (12.3)]. An unexplained fall in hematocrit, fall in blood pressure or any other unexplained symptom should lead to serious consideration of a hemorrhagic event.

Use heparin sodium with caution in disease states in which there is increased risk of hemorrhage, including:

- Cardiovascular - Subacute bacterial endocarditis, severe hypertension.
- Surgical - During and immediately following (a) spinal tap or spinal anesthesia or (b) major surgery, especially involving the brain, spinal cord, or eye.
- Hematologic - Conditions associated with increased bleeding tendencies, such as hemophilia, thrombocytopenia and some vascular purpuras.
- Patients with hereditary antithrombin III deficiency receiving concurrent antithrombin III therapy
 - The anticoagulant effect of heparin sodium is enhanced by concurrent treatment with antithrombin III (human) in patients with hereditary antithrombin III deficiency. To reduce the risk of bleeding, reduce the heparin sodium dose during concomitant treatment with antithrombin III (human).
- Gastrointestinal - Ulcerative lesions and continuous tube drainage of the stomach or small intestine.
- Other - Menstruation, liver disease with impaired hemostasis.

5.3 Heparin Sodium-Induced Thrombocytopenia and Heparin Sodium-Induced Thrombocytopenia and Thrombosis

Heparin sodium-induced thrombocytopenia (HIT) is a serious antibody-mediated reaction. HIT occurs in patients treated with heparin sodium and is due to the development of antibodies to a platelet Factor 4-heparin complex that induce *in vivo* platelet aggregation. HIT may progress to the development of venous and arterial thromboses, a condition referred to as heparin sodium-induced thrombocytopenia with thrombosis (HITT). Thrombotic events may also be the initial presentation for HITT. These serious thromboembolic events include deep vein thrombosis, pulmonary embolism, cerebral vein thrombosis, limb ischemia, stroke, myocardial infarction, mesenteric thrombosis, renal arterial thrombosis, skin necrosis, gangrene of the extremities that may lead to amputation, and possibly death. If the platelet count falls below 100,000/mm³ or if recurrent thrombosis develops, promptly discontinue heparin sodium, evaluate for HIT and HITT, and, if necessary, administer an alternative anticoagulant. HIT or HITT can occur up to several weeks after the discontinuation of heparin sodium therapy. Patients presenting with thrombocytopenia or thrombosis after discontinuation of heparin sodium should be evaluated for HIT or HITT.

5.5 Thrombocytopenia

Thrombocytopenia in patients receiving heparin sodium has been reported at frequencies up to 30%. It can occur 2 to 20 days (average 5 to 9) following the onset of heparin sodium therapy. Obtain platelet counts before and periodically during heparin sodium therapy. Monitor thrombocytopenia of any degree closely. If the count falls below 100,000/mm³ or if recurrent thrombosis develops, promptly discontinue heparin sodium, evaluate for HIT and HITT, and, if necessary, administer an alternative anticoagulant [see *Warnings and Precautions* (5.3)].

5.6 Coagulation Testing and Monitoring

When using a full dose heparin sodium regimen, adjust the heparin sodium dose based on frequent blood coagulation tests. If the coagulation test is unduly prolonged or if hemorrhage occurs, discontinue heparin sodium promptly [see *Overdosage (10)*]. Periodic platelet counts and hematocrits are recommended during the entire course of heparin sodium therapy, regardless of the route of administration [see *Dosage and Administration (2.2)*].

5.7 Heparin Sodium Resistance

Resistance to heparin sodium is frequently encountered in fever, thrombosis, thrombophlebitis, infections with thrombosing tendencies, myocardial infarction, cancer, in postsurgical patients, and patients with antithrombin III deficiency. Close monitoring of coagulation tests is recommended in these cases. Adjustment of heparin sodium doses based on anti-Factor Xa levels may be warranted.

5.8 Hypersensitivity

Patients with documented hypersensitivity to heparin sodium should be given the drug only in clearly life-threatening situations.

Because heparin sodium is derived from animal tissue, it should be used with caution in patients with a history of allergy.

6 ADVERSE REACTIONS

The following clinically significant adverse reactions are described elsewhere in the labeling:

- Hemorrhage [see *Warnings and Precautions (5.2)*]
- Heparin Sodium-Induced Thrombocytopenia and Heparin Sodium-Induced Thrombocytopenia and Thrombosis [see *Warnings and Precautions (5.3)*]
- Thrombocytopenia [see *Warnings and Precautions (5.5)*]
- Heparin Sodium Resistance [see *Warnings and Precautions (5.7)*]
- Hypersensitivity [see *Warnings and Precautions (5.8)*]

6.1 Postmarketing Experience

The following adverse reactions have been identified during post approval use of heparin sodium injection. Because these reactions are reported voluntarily from a population of uncertain size, it is not always possible to reliably estimate their frequency or establish a causal relationship to drug exposure.

- Hemorrhage is the chief complication that may result from heparin sodium therapy [see *Warnings and Precautions (5.2)*]. *Gastrointestinal or urinary tract bleeding during anticoagulant therapy may indicate the presence of an underlying occult lesion.* Bleeding can occur at any site but certain specific hemorrhagic complications may be difficult to detect:
 - Adrenal hemorrhage, with resultant acute adrenal insufficiency, has occurred with heparin sodium therapy, including fatal cases.
 - Ovarian (corpus luteum) hemorrhage developed in a number of women of reproductive age receiving short- or long-term heparin sodium therapy.
 - Retroperitoneal hemorrhage
- HIT and HITT, including delayed onset cases [see *Warnings and Precautions (5.3)*].
- Local Irritation – Local irritation, erythema, mild pain, hematoma or ulceration may follow deep subcutaneous (intrafat) injection of heparin sodium. Because these complications are much more common after intramuscular use, the intramuscular route is not recommended.

- Histamine-like reactions – Such reactions have been observed at the site of injections. Necrosis of the skin has been reported at the site of subcutaneous injection of heparin sodium, occasionally requiring skin grafting [see *Warnings and Precautions* (5.3)].
- Hypersensitivity – Generalized hypersensitivity reactions have been reported, with chills, fever and urticaria as the most usual manifestations, and asthma, rhinitis, lacrimation, headache, nausea and vomiting, and anaphylactoid reactions, including shock, occurring less frequently. Itching and burning, especially on the plantar side of the feet, may occur [see *Warnings and Precautions* (5.8)].
- Elevations of aminotransferases – Significant elevations of aspartate aminotransferase (AST) and alanine aminotransferase (ALT) levels have occurred in patients who have received heparin sodium.
- Miscellaneous - Osteoporosis following long-term administration of high doses of heparin sodium, cutaneous necrosis after systemic administration, suppression of aldosterone synthesis, delayed transient alopecia, priapism, and rebound hyperlipemia on discontinuation of heparin sodium have also been reported.

7 DRUG INTERACTIONS

7.1 Oral Anticoagulants

Heparin sodium may prolong the one-stage prothrombin time. Therefore, when heparin sodium is given with dicumarol or warfarin sodium, a period of at least 5 hours after the last intravenous dose or 24 hours after the last subcutaneous dose should elapse before blood is drawn, if a valid prothrombin time is to be obtained.

7.2 Platelet Inhibitors

Drugs such as NSAIDs (including salicylic acid, ibuprofen, indomethacin, and celecoxib), dextran, phenylbutazone, thienopyridines, dipyridamole, hydroxychloroquine, glycoprotein IIb/IIIa antagonists (including abciximab, eptifibatide, and tirofiban), and others that interfere with platelet-aggregation reactions (the main hemostatic defense of heparinized patients) may induce bleeding and should be used with caution in patients receiving heparin sodium. To reduce the risk of bleeding, a reduction in the dose of antiplatelet agent or heparin sodium is recommended.

7.3 Other Interactions

Digitalis, tetracyclines, nicotine or antihistamines may partially counteract the anticoagulant action of heparin sodium. Intravenous nitroglycerin administered to heparinized patients may result in a decrease of the partial thromboplastin time with subsequent rebound effect upon discontinuation of nitroglycerin. Careful monitoring of partial thromboplastin time and adjustment of heparin sodium dosage are recommended during coadministration of heparin sodium and intravenous nitroglycerin.

Antithrombin III (human) – The anticoagulant effect of heparin sodium is enhanced by concurrent treatment with antithrombin III (human) in patients with hereditary antithrombin III deficiency. To reduce the risk of bleeding, a reduced dosage of heparin sodium is recommended during treatment with antithrombin III (human).

8 USE IN SPECIFIC POPULATIONS

8.1 Pregnancy

Risk Summary

There are no available data on heparin sodium injection use in pregnant women to inform a drug-associated risk of major birth defects and miscarriage. In published reports, heparin sodium exposure during pregnancy did not show evidence of an increased risk of adverse maternal or fetal outcomes in humans. No teratogenicity, but early embryo-fetal death was observed in animal reproduction studies with administration of heparin sodium to pregnant rats and rabbits during organogenesis at doses approximately 10 times the maximum

recommended human dose (MRHD) of 45,000 units/ day (*see Data*). Consider the benefits and risks of heparin sodium injection for the mother and possible risks to the fetus when prescribing heparin sodium injection to a pregnant woman.

If available, preservative-free heparin sodium injection is recommended when heparin sodium therapy is needed during pregnancy.

The background risk of major birth defects and miscarriage for the indicated population is unknown. All pregnancies have a background risk of birth defect, loss, or other adverse outcomes. In the U.S. general population, the estimated background risk of major birth defects and miscarriage in clinically recognized pregnancies is 2-4% and 15-20%, respectively.

Data

Human Data

The maternal and fetal outcomes associated with uses of heparin sodium via various dosing methods and administration routes during pregnancy have been investigated in numerous studies. These studies generally reported normal deliveries with no maternal or fetal bleeding and no other complications.

Animal Data

In a published study conducted in rats and rabbits, pregnant animals received heparin sodium intravenously during organogenesis at a dose of 10,000 units/kg/day, approximately 10 times the maximum human daily dose based on body weight. The number of early resorptions increased in both species. There was no evidence of teratogenic effects.

8.2 Lactation

Risk Summary

There is no information regarding the presence of heparin sodium injection in human milk, the effects on the breastfed child, or the effects on milk production. Due to its large molecular weight, heparin sodium is not likely to be excreted in human milk, and any heparin sodium in milk would not be orally absorbed by a nursing child. The developmental and health benefits of breastfeeding should be considered along with the mother's clinical need for heparin sodium injection and any potential adverse effects on the breastfed child from heparin sodium injection or from the underlying maternal condition [*see Use in Specific Populations (8.4)*].

8.4 Pediatric Use

Pediatric dosing is not achievable with the prefilled syringe presentation. Use another heparin sodium product presentation when dosing pediatric patients.

8.5 Geriatric Use

There are limited adequate and well-controlled studies in patients 65 years and older, however, a higher incidence of bleeding has been reported in patients, particularly women, over 60 years of age [*see Warnings and Precautions (5.2)*]. Patients over 60 years of age may require lower doses of heparin sodium. Lower doses of heparin sodium may be indicated in these patients [*see Clinical Pharmacology (12.3)*].

10 OVERDOSAGE

Bleeding is the chief sign of heparin sodium overdose.

Neutralization of Heparin Sodium Effect

When clinical circumstances (bleeding) require reversal of the heparin sodium effect, protamine sulfate (1% solution) by slow infusion will neutralize heparin sodium. **No more than 50 mg** should be administered, **very slowly**, in any 10-minute period. Each mg of protamine sulfate neutralizes approximately 100 USP heparin

sodium units. The amount of protamine required decreases over time as heparin sodium is metabolized. Although the metabolism of heparin sodium is complex, it may, for the purpose of choosing a protamine dose, be assumed to have a half-life of about 1/2 hour after intravenous injection.

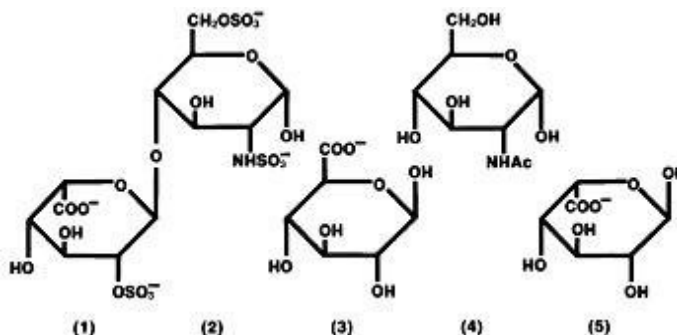
Because fatal reactions often resembling anaphylaxis have been reported with protamine, it should be given only when resuscitation techniques and treatment of anaphylactoid shock are readily available.

For additional information consult the labeling of protamine sulfate injection.

11 DESCRIPTION

Heparin is a heterogeneous group of straight-chain anionic mucopolysaccharides, called glycosaminoglycans, possessing anticoagulant properties. It is composed of polymers of alternating derivations of α -D-glucosamido (*N*-sulfated *O*-sulfated *O*-sulfated or *N*-acetylated) and *O*-sulfated uronic acid (α -L-iduronic acid or β -D-glucuronic acid).

Structure of heparin sodium (representative subunits):



Heparin Sodium Injection, USP is a sterile solution of heparin sodium derived from porcine intestinal mucosa, standardized for anticoagulant activity, in water for injection. It is to be administered by intravenous or deep subcutaneous routes. The potency is determined by a biological assay using a USP reference standard based on units of heparin sodium activity per milligram.

Each 0.5 mL of the 5,000 units per 0.5 mL preparation contains: 5,000 USP heparin sodium units (porcine); water for injection q.s. Hydrochloric acid and/or sodium hydroxide may have been added for pH adjustment (5.0 to 7.5).

12 CLINICAL PHARMACOLOGY

12.1 Mechanism of Action

Heparin sodium interacts with the naturally occurring plasma protein, Antithrombin III, to induce a conformational change, which markedly enhances the serine protease activity of Antithrombin III, thereby inhibiting the activated coagulation factors involved in the clotting sequence, particularly Xa and IIa. Small amounts of heparin sodium inhibit Factor Xa, and larger amounts inhibit thrombin (Factor IIa). Heparin sodium also prevents the formation of a stable fibrin clot by inhibiting the activation of the fibrin stabilizing factor. Heparin sodium does not have fibrinolytic activity; therefore, it will not lyse existing clots.

12.2 Pharmacodynamics

Various times (activated clotting time, activated partial thromboplastin time, prothrombin time, whole blood clotting time) are prolonged by full therapeutic doses of heparin sodium; in most cases, they are not measurably affected by low doses of heparin sodium. The bleeding time is usually unaffected by heparin sodium.

12.3 Pharmacokinetics

Absorption

Heparin sodium is not absorbed through the gastrointestinal tract and therefore administered via parenteral route. Peak plasma concentration and the onset of action are achieved immediately after intravenous administration.

Distribution

Heparin sodium is highly bound to antithrombin, fibrinogens, globulins, serum proteases and lipoproteins. The volume of distribution is 0.07 L/kg.

Elimination

Metabolism

Heparin sodium does not undergo enzymatic degradation.

Excretion

Heparin sodium is mainly cleared from the circulation by liver and reticuloendothelial cells mediated uptake into extravascular space. Heparin sodium undergoes biphasic clearance, a) rapid saturable clearance (zero order process due to binding to proteins, endothelial cells and macrophage) and b) slower first order elimination. The plasma half-life is dose-dependent and it ranges from 0.5 to 2 h.

Specific Populations

Geriatric patients

Patients over 60 years of age, following similar doses of heparin sodium, may have higher plasma levels of heparin sodium and longer activated partial thromboplastin times (APTTs) compared with patients under 60 years of age [see *Use in Specific Populations (8.5)*].

13 NONCLINICAL TOXICOLOGY

13.1 Carcinogenesis, Mutagenesis, Impairment of Fertility

No long-term studies in animals have been performed to evaluate carcinogenic potential of heparin sodium. Also, no reproduction studies in animals have been performed concerning mutagenesis or impairment of fertility.

16 HOW SUPPLIED/STORAGE AND HANDLING

Heparin Sodium Injection, USP is a preservative-free clear solution available as:

NDC	Heparin Sodium Injection, USP (10,000 USP units per mL)	Package Factor
71288-405-81	5,000 USP units per 0.5 mL, Prefilled Single-Dose Syringe	24 syringes per carton

Sterile, Nonpyrogenic, Preservative-free.

The container closure is not made with natural rubber latex.

Storage Conditions

Store at 20° to 25°C (68° to 77°F). [See USP Controlled Room Temperature.]

Discard unused portion.

Protect from freezing.
Do not place syringe on a sterile field.

17 PATIENT COUNSELING INFORMATION

Hemorrhage

Inform patients that it may take them longer than usual to stop bleeding, that they may bruise and/or bleed more easily when they are treated with heparin sodium, and that they should report any unusual bleeding or bruising to their physician. Hemorrhage can occur at virtually any site in patients receiving heparin sodium. Fatal hemorrhages have occurred [see *Warnings and Precautions* (5.2)].

Prior to Surgery

Advise patients to inform physicians and dentists that they are receiving heparin sodium before any surgery is scheduled [see *Warnings and Precautions* (5.2)].

Heparin Sodium-Induced Thrombocytopenia

Inform patients of the risk of heparin sodium-induced thrombocytopenia (HIT). HIT may progress to the development of venous and arterial thromboses, a condition known as heparin sodium-induced thrombocytopenia and thrombosis (HITT). HIT and HITT can occur up to several weeks after the discontinuation of heparin sodium therapy [see *Warnings and Precautions* (5.3)].

Hypersensitivity

Inform patients that generalized hypersensitivity reactions have been reported. Necrosis of the skin has been reported at the site of subcutaneous injection of heparin sodium [see *Warnings and Precautions* (5.8), *Adverse Reactions* (6.1)].

Other Medications

Because of the risk of hemorrhage, advise patients to inform their physicians and dentists of all medications they are taking, including non-prescription medications, and before starting any new medication [see *Drug Interactions* (7.1)].

For more information concerning this drug, please call Meitheal Pharmaceuticals Inc. at 1-844-824-8426.

To report SUSPECTED ADVERSE REACTIONS, contact Meitheal Pharmaceuticals Inc. at 1-844-824-8426 or FDA at 1-800-FDA-1088 or www.fda.gov/medwatch.



meitheal®

Mfd. for Meitheal Pharmaceuticals

Chicago, IL 60631 (USA)

©2020 Meitheal Pharmaceuticals Inc.

June 2020

810058-00



810058